

WINCO[®]

GENERATORS


WL12000HE-03/B WL12000HE-03/D

10,800 RUNNING WATTS

Rugged Steel Design.



Honda GX630 Commercial Engine.



Brushless Industrial Genend.



 An American Company.

We produce our products in our 200,000ft² facility located in Le Center, Minnesota, equipped with modern engineering, fabrication and assembly capabilities.



YOUR GEN



LED Display

Hours, RPMs, voltage, and frequency readings automatically cycle on the display.

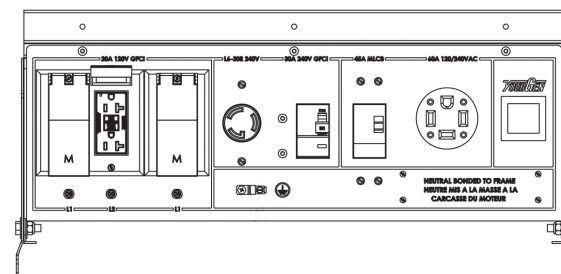
Load Bars

Easily verify the load balance on each leg of the generator end.

Warnings

The LED will flash if any parameter gets outside of normal range. A warning will also be displayed when it is time for an oil change.

Receptacle Panel



SPECIFICATIONS

ENGINE

| | |
|-------------------------------------|----------------------|
| ENGINE BRAND | HONDA |
| ENGINE MODEL | GX630 |
| ENGINE STARTER | ELECTRIC |
| ENGINE SPEED | 3600 RPM |
| ENGINE CYLINDERS | V-TWIN |
| DISPLACEMENT/TYPE | 688 CC / OHV |
| FREQUENCY REGULATION ⁽¹⁾ | +/- 3% |
| LOW OIL PROTECTION | STANDARD |
| RECOMMENDED OIL ⁽²⁾ | 10W-30 |
| OIL CAPACITY | 2.1 QT |
| FUEL TANK | 15 GAL |
| FUEL GAUGE | YES |
| FULL LOAD RUN TIME ⁽³⁾ | 9.4 HOURS |
| FUEL CONSUMPTION | GAL/HR |
| 100% | 1.59 |
| 75% | 1.19 |
| 50% | 0.79 |
| 25% | 0.40 |
| BATTERY SIZE ⁽⁴⁾ | BCI GROUP U1 300 CCA |

NOTES: (1) Steady state frequency regulation. (2) The recommended oil is for normal applications. See operator's manual for the recommended oil for your needs. (3) Run time is estimated. (4) Battery not included.

OPTIONAL ACCESSORIES

| | |
|----------------------|----------------------|
| FOUR-WHEEL DOLLY KIT | WITH FLAT-FREE TIRES |
| COVER | 45" x 32" x 30" |
| 60A PLUG | 300137 |
| BATTERY | BCI GROUP U1 300 CCA |
| MAINTENANCE KIT | 16200-005 |

ELECTRICAL

| | |
|--------------------------|---------------------------------|
| STARTING WATTS | 12,000 |
| RUNNING WATTS | 10,800 |
| RUNNING AMPS @ 120 VAC | 90 |
| RUNNING AMPS @ 240 VAC | 45 |
| VOLTAGE REGULATION | CAPACITOR +/- 5% |
| MAIN CIRCUIT BREAKER | 45 AMP, 240V (GFCI) |
| BONDED NEUTRAL | YES |
| 120 VOLT RECEPTACLES | (3) NEMA 5-20 20A DUPLEX (GFCI) |
| 120/240 VOLT RECEPTACLES | (1) NEMA 14-60R 60A |
| 240 VOLT RECEPTACLES | (1) NEMA L6-30R 30A (GFCI) |
| YOURGEN METER | STANDARD |


GENSET

| | |
|------------------------------|-------------------------|
| MOTOR STARTING (CODE G) | 3.5 HP |
| DBA @ 7 METERS | 77 |
| TOTAL HARMONIC DISTORTION | < 6% |
| LIFTING EYE ⁽¹⁾ | STANDARD |
| 4-WHEEL DOLLY KIT | OPTIONAL |
| INSULATION | CLASS H |
| PROTECTIVE ROLL FRAME | 1.25" DIA. 14 GA. STEEL |
| ASSEMBLED IN | USA |
| EPA APPROVED | YES |
| CARB APPROVED | YES |
| TÜV CERTIFICATION | CSA |
| UNIT WARRANTY ⁽²⁾ | 3 YEARS COMMERCIAL |

NOTES: (1) Shipping eye shipped loose. (2) For more generator warranty, see operator's manual.

SHIPPING

| | |
|---------------------------------|-----------------|
| SHIPPING DIMENSIONS (L x W x H) | 50" x 27" x 35" |
| SHIP WEIGHT | 412 LBS |
| FREIGHT CLASS | 70 |



Specifications are subject to change without notice.



www.wincogen.com

SP-239/F PG 2