

## Features

### **Low Harmonic Content**

Provides clean power for the farm and home.

### **Cast-Iron Gearcase with Helical Gears**

A 1000 RPM operating speed easily pairs with most tractors.

### **Premium Square D Circuit Breakers**

Square D is the industry leader in circuit breaker protection.

### **Frequency Meter**

A large 3 1/2" frequency meter ensures the proper output.

### **Protective PTO Shield**

Safety is always a priority.

### **4-Wire Anderson Full Power Plug Included**

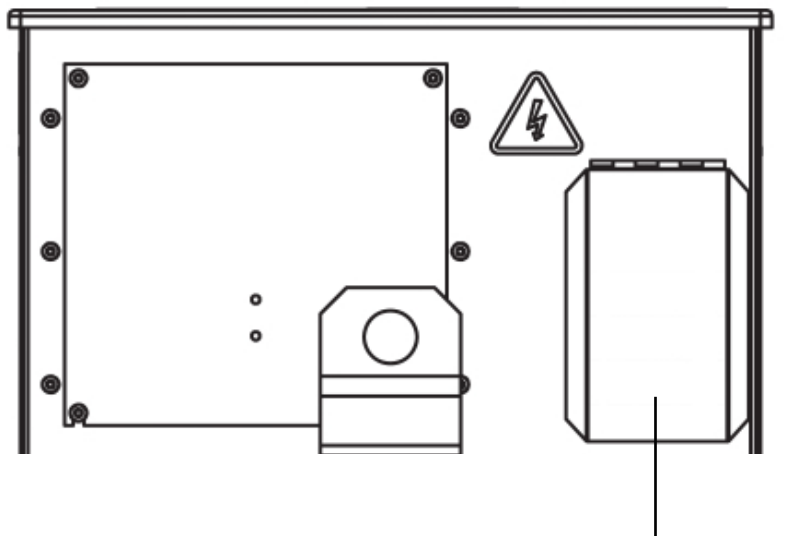

You supply the 4/0 THHN, we provide the plug.

### **100% Load Tested**

No statistical sampling here. We load test every generator before it leaves our facility.

## ***POWER TAKE-OFF***

**85,000 Continuous Watts**



ANDERSON CONNECTOR

## **Optional Accessories**

### **PTO Drive Shafts**

1 3/4" - 20 spline x 1 3/4" - 20 spline or 1 3/4" - 20 spline x 1 3/8" - 21 spline quick connect shafts. Designed to handle the required horsepower ratings.

### **Off-Road PTO Trailer**

Our steel trailers are specifically engineered for the torque of running this PTO generator.

### **Manual Transfer Switch**

Set up your generator quickly and safely to restore power to critical circuit breakers.

## W85FPTOS

CONTINUOUS WATTS	85,000
AMPS <sup>(1)</sup>	102
OUTPUT	277/480V
PHASE	THREE
PTO INPUT SPEED	1000 RPM
INPUT SHAFT SIZE	1 3/4" - 20 SPLINE
REQUIRED INPUT HP <sup>(2)</sup>	170
MOTOR STARTING <sup>(3)</sup>	35 HP
FREQUENCY METER	YES
MAIN CIRCUIT BREAKER	150 AMP
BONDED NEUTRAL	YES
GROUND LUG	YES
GEARCASE OIL	SAE 85W 90-140
GEARCASE OIL CAPACITY	2.75 PINTS
LIFTING EYE	YES
WARRANTY	3 YRS

NOTES: (1) Unity (1.0) power factor (2) Required HP at PTO of tractor for full rated output. Each 2 HP of tractor power equals approximately 1 kW of electric power. (3) Code G capacitor start motor. Please consult factory or authorized dealer for further information.

## GENERATOR END


VOLTAGE REGULATION	+/- 5%
TOTAL HARMONIC DISTORTION	< 5%
RATING	150° C
TYPE	4 POLE ROTATING FIELD
BRUSHLESS	YES
GENERATOR SPEED	1800 RPM
VOLTAGE CONTROL	AVR AS440
INSULATION	CLASS H

## RECEPTACLES

120/240 VOLT ANDERSON	350 AMPS
-----------------------	----------

## SHIPPING

DIMENSIONS (LxWxH)	48.5" x 17.5" x 26.8"
NET WEIGHT	1056 LBS
SHIPPING DIMENSIONS	55.25" x 28.5" x 32.25"
SHIP WEIGHT	1066 LBS
FREIGHT CLASS	65



Specifications are subject to change without notice.