

WINGO® W105FPTOT-4

Features

Automatic Voltage Regulation

Automatic voltage regulation that is +/- 1.5%.

Cast Iron Gear Case with Helical Gears

A 1000 RPM operating speed makes for effective operation.

Premium Square D Circuit Breakers

Square D is the industry leader in circuit breaker protection.

Frequency Meter

A large 3 1/2" frequency meter ensures the proper output.

Protective PTO Shield

Safety is always a priority.

5-Wire Anderson Plug Included

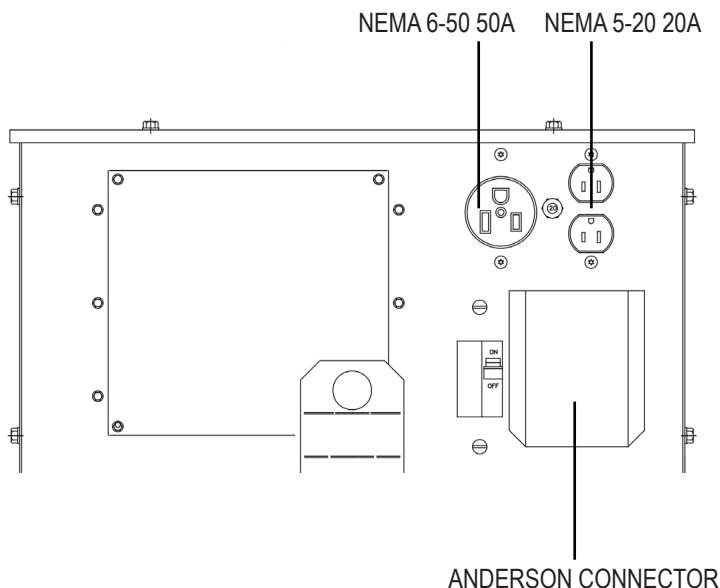

You supply the 4/0 THHN, we provide the plug.

Load Tested

You won't find statistical sampling here. We load test every generator before it leaves our facility.

POWER TAKE-OFF

105,000 Continuous Watts



Optional Accessories

PTO Drive Shaft

1 3/4" - 20 spline x 1 3/4" - 20 spline or 1 3/4" - 20 spline x 1 3/8" - 21 spline quick connect shafts. Designed to handle the horsepower ratings required.

Off-Road PTO Trailer

Our steel trailers are specifically designed to handle the torque of running a PTO generator.

Manual Transfer Switch

Set up your generator quickly and safely to restore power to critical circuit breakers.

W105FPTOT

CONTINUOUS WATTS	105,000
AMPS ⁽¹⁾	364
OUTPUT	120/208 V
PHASE	THREE
PTO INPUT SPEED	1000 RPM
INPUT SHAFT SIZE	1 3/4" - 20 SPLINE
REQUIRED INPUT HP ⁽²⁾	210
MOTOR STARTING ⁽³⁾	50 HP
FREQUENCY METER	YES
MAIN CIRCUIT BREAKER	350 AMP
BONDED NEUTRAL	YES
GROUND LUG	YES
GEARCASE OIL	SAE 85W 90-140
GEARCASE OIL CAPACITY	2.75 PINTS
LIFTING EYE	YES
WARRANTY ⁽⁴⁾	3 YRS

NOTES: (1) 0.8 power factor (2) Required HP at PTO of tractor for full rated output. Each 2 HP of tractor power equals approximately 1 kW of electric power. (3) Code G capacitor start motor. Please consult factory or authorized dealer for further information. (4) 3 year warranty for farm use only, other uses have a 1 year warranty. Please consult factory or authorized dealer for further information.

GENERATOR END


VOLTAGE REGULATION	+/- 5%
TOTAL HARMONIC DISTORTION	< 5%
RATING	125° C
TYPE	4-POLE ROTATING FIELD
BRUSHLESS	YES
GENERATOR SPEED	1800 RPM
VOLTAGE CONTROL	AVR SX460
INSULATION	CLASS H

RECEPTACLES

120 VOLT RECEPTACLES	(1) NEMA 5-20 20A DUPLEX
240 VOLT RECEPTACLES	(1) NEMA 6-50 50A
120/240 VOLT ANDERSON	350 AMPS

SHIPPING

DIMENSIONS (LxWxH)	47" x 21.2" x 30.4"
NET WEIGHT	1206 LBS
SHIPPING DIMENSIONS	55.25" x 28.5" x 36"
SHIP WEIGHT	1216 LBS
FREIGHT CLASS	65



Specifications are subject to change without notice.
225 S. Cordova Ave Le Center MN • 1-800-733-2112 • www.wincogen.com