


WINCO[®]

GENERATORS


HPS6000HE-03/A
HPS6000HE-03/B
5,500 RUNNING WATTS

Rugged Steel Design.


Engineered and built tough with steel and powder coat paint.



Honda Commercial Engine.



Brushless Industrial Genend.



An American Company.

We produce our products in our 200,000ft² facility located in Le Center, Minnesota, equipped with modern engineering, fabrication and assembly capabilities.



Bi-Fuel

Designed to easily run and transition between two fuel sources; Natural Gas and Gasoline.



TÜV & EPA CERTIFIED

We take the time to engineer our products to have the certification you need.

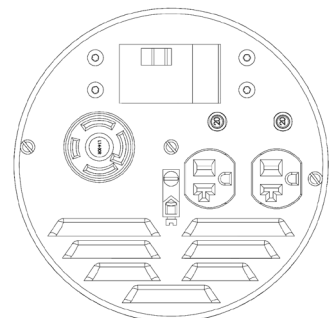


7 Gallon Fuel Tank

The EPA approved steel fuel tank design eliminates hydrocarbon emissions.



Receptacle Panel



SPECIFICATIONS

ENGINE

ENGINE BRAND	HONDA
ENGINE MODEL	GX340
ENGINE STARTER	RECOIL/ELECTRIC
ENGINE SPEED	3600 RPM
ENGINE CYLINDERS	SINGLE
DISPLACEMENT/TYPE	389 CC / OHV
FREQUENCY REGULATION ⁽¹⁾	+/- 3%
LOW OIL PROTECTION	STANDARD
RECOMMENDED OIL ⁽²⁾	5W-30
OIL CAPACITY	1.2 QT
FUEL TANK	7 GAL
FUEL GAUGE	YES
FULL LOAD RUN TIME ⁽³⁾	7 HOURS
FUEL CONSUMPTION	
GASOLINE 100% LOAD	1 GAL/HR
NATURAL GAS 100% LOAD	160 FT ³ /HR - 163,200 BTU/HR
BATTERY SIZE ⁽⁴⁾	18-A 235 CCA

NOTES: (1) Steady state frequency regulation. (2) The recommended oil is for normal applications. See operator's manual for the recommended oil for your needs. (3) Run time is estimated using gasoline. (4) Battery not included.

OPTIONAL ACCESSORIES

TWO-WHEEL DOLLY KIT	WITH FLAT-FREE TIRES
COVER	38.75" x 28" x 22"
30A PLUG	64492-000
BATTERY	18-A 235 CCA
MAINTENANCE KIT	16200-002
MANUAL TRANSFER SWITCH	XRK0603D

ELECTRICAL

FUEL SOURCE	STARTING WATTS	RUNNING WATTS	AMPS @120V	AMPS @240V
GASOLINE	6,000	5,500	45.8	22.9
NG	4,800	4,400	33.0	16.5
VOLTAGE REGULATION		CAPACITOR +/- 5%		
BONDED NEUTRAL		YES		
MAINLINE CIRCUIT BREAKER		25 AMPS		
120 VOLT RECEPTACLES		(1) NEMA 5-20 20A DUPLEX		
120/240 VOLT RECEPTACLES		(1) NEMA L14-30R 30A		

GENSET

MOTOR STARTING (CODE G)	1.5 HP
DBA @ 7 METERS	72
TOTAL HARMONIC DISTORTION	< 5%
2-WHEEL DOLLY KIT	OPTIONAL
INSULATION	CLASS H
PROTECTIVE ROLL FRAME	1.25" DIA. 14 GA. STEEL
ASSEMBLED IN	USA
EPA APPROVED	YES
CARB APPROVED	NO
TÜV CERTIFICATION	CSA
UNIT WARRANTY ⁽¹⁾	2 YEARS RESIDENTIAL

NOTES: (1) For more generator warranty, see operator's manual.

SHIPPING

SHIPPING DIMENSIONS (L x W x H)	33" x 25" x 30"
SHIP WEIGHT	224 LBS
FREIGHT CLASS	70



Specifications are subject to change without notice.

