

## FEATURES

### FPT C87 TE1D Engine

FPT Industrial (a division of Case/New Holland Industrial) is a leading manufacturer of engines for industrial applications backed by an extensive service network.

### DSE 8610 MKII

Our digital controller is powerful and dynamic with a user-friendly interface and allows two DR250s operating in parallel.

### Stamford Generator End

Alternators built to produce clean power for industrial applications.

### Powder Coat Paint

Incredibly durable and long lasting finish.

### Block Heater

In-line Kim Hotstart, 120V, block heater with thermostat.

### Battery Charger

DSE 10 Amp charger standard.

### UL2200 Listed

A safety standard for the design, construction, and performance of stationary generators.

### 100% Load Tested

We load test every generator before it leaves our facility.

## WINPOWER® INDUSTRIAL DIESEL SERIES



Shown with  
optional enclosure

## OPTIONAL ACCESSORIES

### Sub-Base Fuel Tank

UL142 double wall steel fuel tank with stub up area allows for a clean installation with minimal footprint.

### WEBNET

Control your generator from your smart phone or computer.

### Enclosure

14 gauge galvaneal steel with internal baffling and 1" foam for sound attenuation and weather protection.

### Battery Charger

A 10 Amp charger is standard with the possibility to upgrade 10 Amp NFPA compliant charger.

### BCI 4D 1200 CCA Battery

Interstate BCI 4D 1200 CCA. Quantity of 2 required.

### DSE8660

Allows advanced paralleling and load control options. Installed as a separate control module outside of the generator sets.

## GENERATOR SET

OUTPUT	WATTS	KVA	AMPS
120/240V 1-PH, 1.0 PF	N/A	N/A	N/A
120/208V 3-PH, 0.8 PF	500,000	625	1,736
120/240V 3-PH, 0.8 PF	500,000	625	1,501
277/480V 3-PH, 0.8 PF	500,000	625	751
SOUND DATA <sup>(1)</sup>	78		

CERTIFICATION UL2200 LISTED

NOTE: (1) Measurement is in db(a). Tested at 7 meters (23ft) with housing per unit.

## ALTERNATOR

RATING	(125/40°C) STANDBY
VOLTAGE REGULATION	+/- 1.5%
TOTAL HARMONIC DISTORTION	< 5%
TYPE	4 POLE REVOLVING FIELD
BRUSHLESS	YES
GENERATOR SPEED	1800 RPM
VOLTAGE CONTROL	MX341 PMG EXCITATION
ROTOR	2/3 PITCH
WINDINGS	100% COPPER
TELEPHONE INTERFERENCE	< 2.0%
EFFICIENCY PEAK	~ 93.5%
COUPLING	FLEXIBLE DISC
SINGLE PHASE	4 LEADS
3 PHASE	12 LEADS
BEARINGS	1 MAINTENANCE FREE
INSULATION	CLASS H
GENERATOR WARRANTY <sup>(1)</sup>	1 YR/1000 HRS

NOTES: (1) Standby only. Prime warranty 12 months/unlimited hrs. For more generator warranty information contact your local WINCO dealer.

## DERATING FACTORS

TEMPERATURE > 104°F	3% PER 10°F
ALTITUDE	3% EVERY 300M AFTER 1000M
MAX OPERATING TEMP	122°F/50°C

## TANK OPTIONS

560 GALLON UL142	144" x 59.2" x 24"
690 GALLON UL142	144" x 59.2" x 29"
845 GALLON UL142	144" x 59.2" x 35"

## ENGINE

BRAND	FPT
MODEL	C87 TE1D
SPEED	1800 RPM
EPA	TIER III
TYPE	DIESEL
GROSS HP (STANDBY)	391
BORE x STROKE	4.52" x 4.9"
GOVERNOR	ELECTRONIC
CYLINDERS	6
TOTAL DISPLACEMENT	8.7 L
ASPIRATION	TURBOCHARGED
EXHAUST OUTLET <sup>(1)</sup>	5"
ALTERNATOR	90 AMPS
OIL & FILTER REPLACEMENT	600 HRS
RECOMMENDED OIL <sup>(2)</sup>	10W 30
OIL CAPACITY	29.6 QT
FLYWHEEL (TEETH 125)	14"
DISCHARGE CURRENT (EN 50342)	1200 A
COLD STARTING	
W/O PREHEATING	14°F (-10°C)
W/ PREHEATING	-13°F (-25°C)

ENGINE WARRANTY<sup>(3)</sup> 5 YRS/2000 HRS

NOTES: (1) Muffler ships loose. (2) This oil is recommended for most applications. See Operator's Manual for more details on the appropriate oil type for your needs.

(3) Standby, for more engine warranty information contact your local FPT dealer.

## BLOCK HEATER

VOLTS	120
WATTS	2,250
THERMOSTAT	
ON	80°F
OFF	100°F

## FUEL - PER UNIT

FUEL TYPE	DIESEL
FUEL CONSUMPTION	
100% LOAD	16.98 GAL/HR
50% LOAD	10.25 GAL/HR

## FUEL - WHOLE SYSTEM

FUEL TYPE	DIESEL
FUEL CONSUMPTION	
100% LOAD	33.96 GAL/HR
50% LOAD	20.50 GAL/HR

## BATTERY - PER UNIT<sup>(1)</sup>

DC SYSTEM VOLTAGE	24V
BATTERY CHARGER	10 AMP
BATTERY RACK/CABLE	INCLUDED
REQUIRED BATTERY	2 - GROUP 4D 1200 CCA
Notes: (1) Batteries not included	

## SHIPPING - PER UNIT

DIMENSIONS - ENCLOSED (LxWxH)	180.74" x 59.2" x 83.77"
DIMENSIONS - OPEN SKID (LxWxH)	144" x 52.75" x 64"
NET WEIGHT	6,300 LBS
SHIP WEIGHT	8,740 LBS
FREIGHT CLASS	70

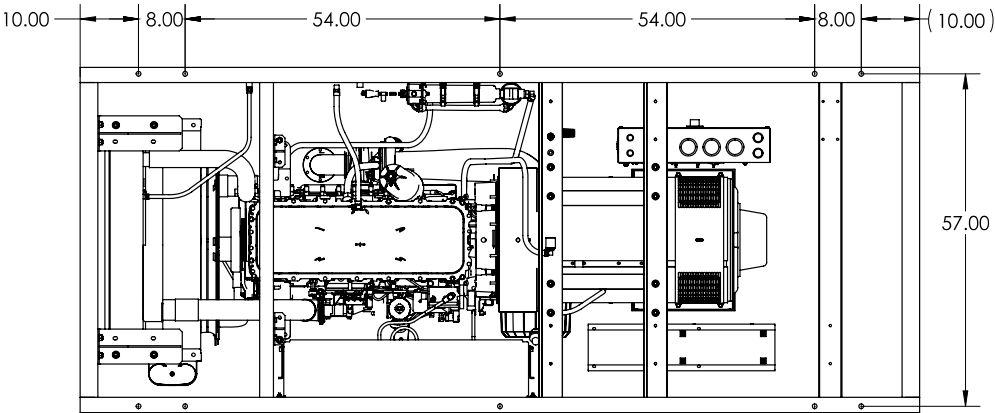
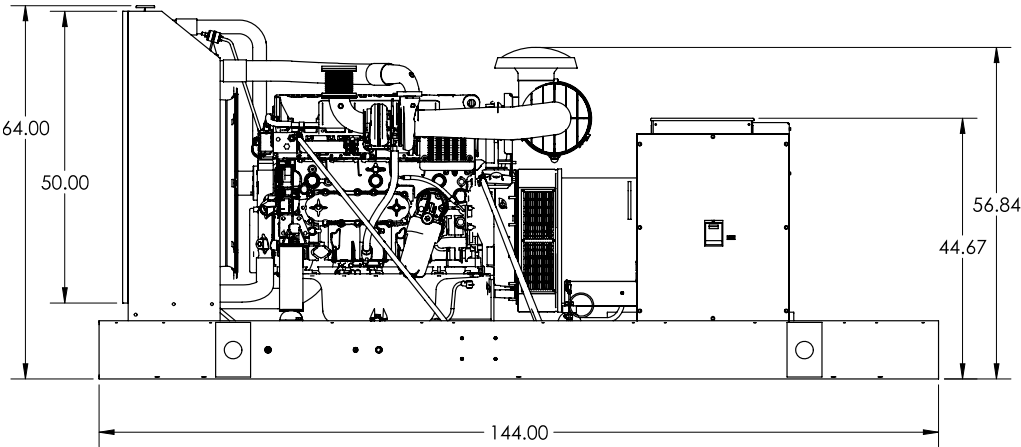
## DSE 8610 MKII CONTROL FEATURES

ENGINE DISPLAY/PROTECTION	
ENGINE RPM	YES
LOW OIL PRESSURE	YES
HIGH COOLANT TEMPERATURE	YES
LOW COOLANT LEVEL	OPTIONAL
OVERSPEED	YES
UNDERSPEED	YES
OVERCRANK	YES
CAN ECU SHUTDOWN	YES
GENSET DISPLAY/PROTECTION	
SYNCHRONIZATION CONTACTOR	YES
VOLTAGE (L-N)	YES
VOLTAGE (L-L)	YES
OVER VOLTAGE	YES
UNDER VOLTAGE	YES
OVER FREQUENCY	YES
UNDER FREQUENCY	YES
LOADING FREQUENCY	YES
OVER CURRENT	YES
SHORT CIRCUIT	YES
KW, KVA, KVARH DISPLAY	YES
KWH, KVAH, KVARH DISPLAY	YES
EARTH FAULT	OPTIONAL
OVERLOAD PROTECTION	YES

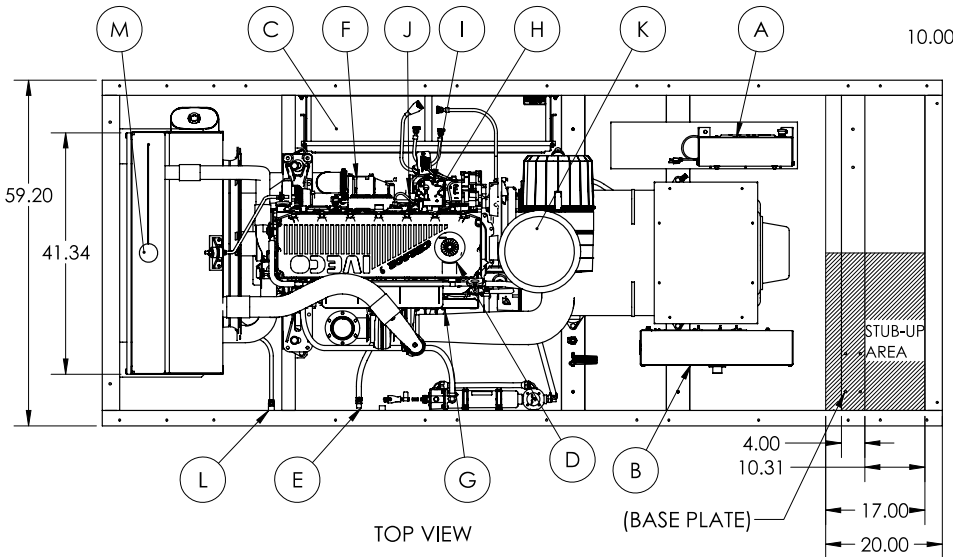
ADDITIONAL DISPLAYS/PROTECTIONS	
EMERGENCY STOP	YES
BATTERY VOLTAGE	YES
BATTERY OVER/UNDER VOLTAGE	YES
BATTERY CHARGER FAILURE	OPTIONAL
MAINS DECOUPLING	YES
FAIL TO SYNC ALARM	YES
R.O.C.O.F. ALARM	YES
VECTOR SHIFT ALARM	YES
VOLTAGE ALARM	YES
FREQUENCY ALARM	YES
COMMUNICATIONS	
USB CONNECTABLE	YES
RS232/RS485	YES
NFPA ANNUNCIATOR OPTIONAL	DSE 2548
REMOTE DISPLAY PANEL	OPTIONAL
ETHERNET/MODEM	OPTIONAL
MSC LINK	YES
ADDITIONAL FEATURES	
AUDIBLE ALARM	YES
ENGINE EXERCISER	USER ENABLED
MAINTENANCE INTERVAL TIMER	USER ENABLED
CONFIGURABLE INPUTS OPTIONAL	12-32 W/4 DSE 2130
CONFIGURABLE OUTPUTS OPTIONAL	8-80 W/DSE 2157
EVENT LOG	250
ALTERNATIVE CONFIGURATIONS	3
UL/CSA LISTED	YES
SYNCHRONIZE SET CAPABILITY	32
DEAD BUS SENSING	YES
HEATED DISPLAY	YES

Contact your local WINCO dealer for more DSE8610 MKII information.

OPEN SKID



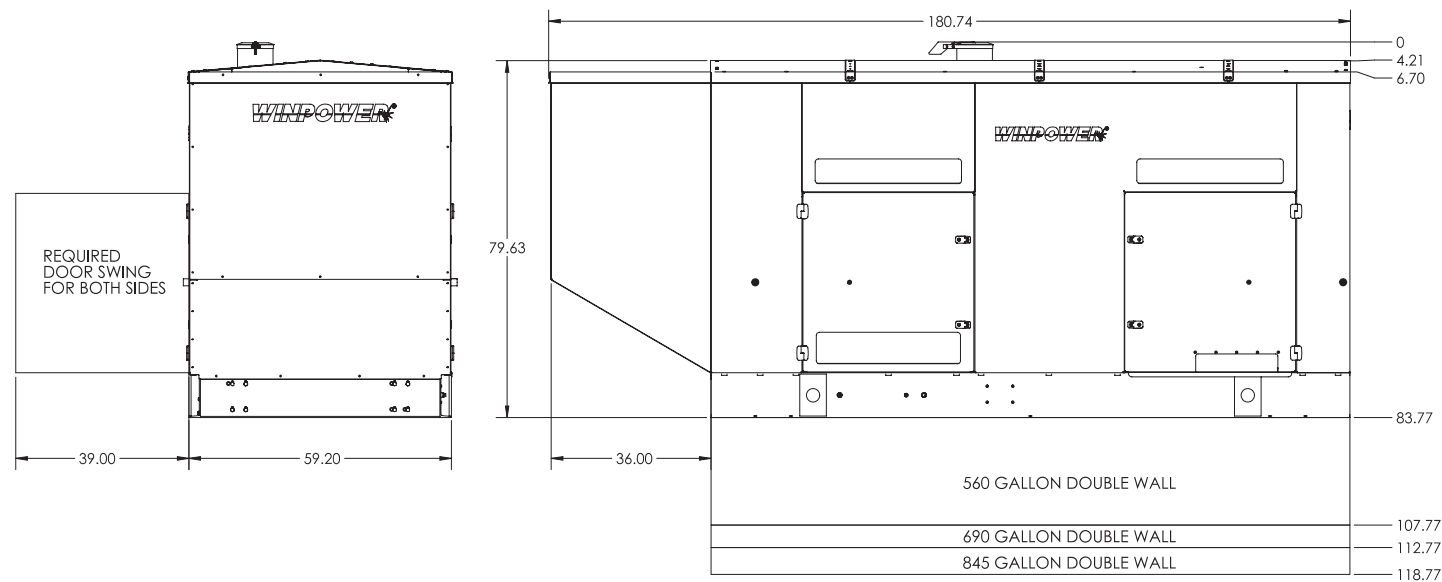
BOTTOM VIEW



TOP VIEW

Key Components	
A	ENGINE CONTROL
B	MAIN LINE CIRCUIT BREAKER
C	START BATTERY
D	OIL FILL
E	OIL DRAIN
F	OIL DIPSTICK
G	OIL FILTER
H	FUEL FILTER
I	FUEL IN
J	FUEL RETURN
K	AIR FILTER
L	COOLANT DRAIN
M	COOLANT FILL

ENCLOSED



Specifications are subject to change without notice.