



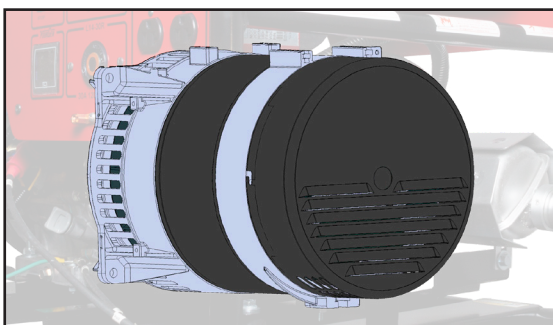
Rugged Steel Design.



Honda GX390 Commercial Engine.



Brushless Industrial Genend.



 An American Company.

We produce our products in our 200,000ft<sup>2</sup> facility located in Le Center, Minnesota, equipped with modern engineering, fabrication and assembly capabilities.



## YOUR GEN



LED Display

Hours, RPMs, voltage, and frequency readings automatically cycle on the display.

Load Bars

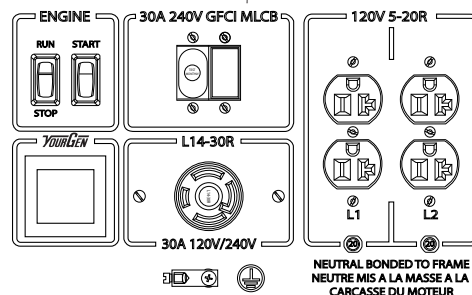
Easily verify the load balance on each leg of the generator end.

Warnings

The LED will flash if any parameter gets outside of normal range. A warning will also be displayed when it is time for an oil change.

Receptacle Panel

with GFCI protection



# SPECIFICATIONS

## ENGINE

ENGINE BRAND	HONDA
ENGINE MODEL	GX390
ENGINE STARTER	RECOIL/ELECTRIC
ENGINE SPEED	3600 RPM
ENGINE CYLINDERS	SINGLE
DISPLACEMENT/TYPE	389 CC / OHV
FREQUENCY REGULATION <sup>(1)</sup>	+/- 3%
LOW OIL PROTECTION	STANDARD
RECOMMENDED OIL <sup>(2)</sup>	10W-30
OIL CAPACITY	1.2 QT
FUEL TANK	8 GAL
FUEL GAUGE	ON TANK
FULL LOAD RUN TIME <sup>(3)</sup>	8 HOURS
FUEL CONSUMPTION	GAL/HR
100%	1.00
75%	0.78
50%	0.58
25%	0.44
0%	0.30
BATTERY SIZE <sup>(4)</sup>	12V 18-A 235 CCA

NOTES: (1) Steady state frequency regulation. (2) The recommended oil is for normal applications. See operator's manual for the recommended oil for your needs. (3) Run time is estimated. (4) Battery not included.

## OPTIONAL ACCESSORIES

TWO-WHEEL DOLLY KIT	WITH FLAT-FREE TIRES
COVER	34.75" x 25" x 24.5"
BATTERY	12V 18-A 235 CCA
MAINTENANCE KIT	16200-003

## ELECTRICAL

STARTING WATTS	7,500
RUNNING WATTS	6,720
RUNNING AMPS @ 120 VAC	56
RUNNING AMPS @ 240 VAC	28
VOLTAGE REGULATION	CAPACITOR +/- 5%
MAIN CIRCUIT BREAKER	30 AMP, 240V (GFCI)
BONDED NEUTRAL	YES
120 VOLT RECEPTACLES	(2) NEMA 5-20 20A DUPLEX (GFCI)
120/240 VOLT RECEPTACLES	(1) NEMA L14-30 30A (GFCI)
YOURGEN METER	STANDARD



## GENSET

MOTOR STARTING (CODE G)	2 HP
DBA @ 7 METERS	83.7
TOTAL HARMONIC DISTORTION	< 6%
LIFTING EYE <sup>(1)</sup>	STANDARD
2-WHEEL DOLLY KIT	OPTIONAL
INSULATION	CLASS H
PROTECTIVE ROLL FRAME	1.25" DIA. 14 GA. STEEL
ASSEMBLED IN	USA
EPA APPROVED	YES
CARB APPROVED	YES
TÜV CERTIFICATION	CSA
UNIT WARRANTY <sup>(2)</sup>	3 YEARS COMMERCIAL

NOTES: (1) Lifting eye shipped loose. (2) For more generator warranty, see operator's manual.

## SHIPPING

SHIPPING DIMENSIONS (L x W x H)	30" x 22" x 24"
SHIP WEIGHT	210 LBS
FREIGHT CLASS	70



Specifications are subject to change without notice.

