

iGen2500

2500 Watt Digital Inverter Gasoline Portable Generator

2200 Running Watts | 2500 Peak Watts



Built-in carry handle
for easy transportation

Fuel efficient, 1 gallon fuel tank
that runs 8 hrs at 25% load

Added air vents to keep unit
cool while running

Two 5V USB ports for charging
sensitive electronics such as
phones or tablets

Rubber outlet dust covers

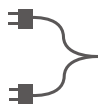


Dependable 3.4 HP 98cc OHV
4-Stroke Westinghouse engine



Double-insulated acoustic
enclosure and low tone mufflers
to reduce operating noise

<3% THD 
SINE WAVE OUTPUT

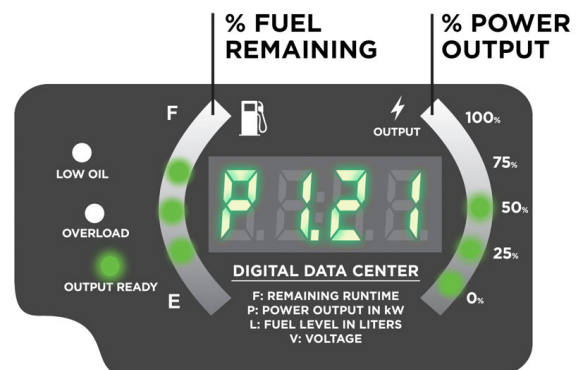


Parallel capable with another iGen
using WHPC (additional generator
and WHPC cord sold separate)

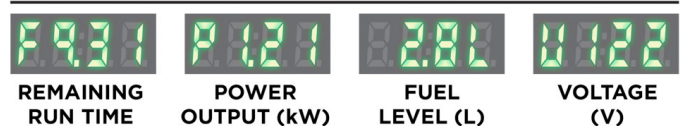
What Comes in the Box



LED Data Center



AUTOMATIC ROTATING DIGITAL DISPLAY



iGen2500

Inverter Generator Specifications



Gasoline Peak Watts	2500
Gasoline Running Watts	2200
Peak Amps at 120V	20.8 amps
Running Amps at 120V	18.3 amps
AC Voltage	120 Volts
DC Voltage	5 Volts
AC Frequency	60 Hz
Parallel Capable with WHPC cord (sold separate)	Yes
Engine Horse Power (HP)	3.4 HP
Total Harmonic Distortion (THD)	<3%
Automatic Voltage Regulator (AVR)	Yes
Starting System	Recoil
Battery	No
Engine Displacement	98cc
Engine Brand	Westinghouse
Engine Type	OHV 4 Stroke
Engine Speed	Variable
Engine RPM	Max 5500
Available in True Timber Camo	Yes
Operational Volume at 25% Load	52 dBA
Operational Volume at 50% Load	59 dBA
Spark Plug (included)	Torch E6RTC
Carburetor Kit Required to Operate at Altitude	Yes
Altitude Carburetor Kit Number (sold separate)	140542
Economy Mode Switch	Yes
Built-in Inverter	Yes
Engine Lubrication	Splash
Recommended Oil	SAE 10W30
Oil Bottle Size (included)	.37 qt. (11.8 oz.)
Oil Capacity (Quarts/Ounces)	.37 qt. (11.8 oz.)
Low Oil Shutdown	Automatic
Fuel Type	Unleaded Gasoline, 10% Ethanol or less
Fuel Shut Off	Manual
Fuel Tank Material	Steel
Fuel Tank Capacity (Gallons/Liters)	1 gal. (3.8 L)

Run Time at %25 Load (hrs.)	8 hrs.
Run Time at %50 Load (hrs.)	6 hrs.
Gasoline Fuel Gauge	Yes
Choke type	Manual
Choke Location	Control Panel
AC Outlets	(1) Duplex 120V 20A (5-20R)
DC Outlets	(2) 5V USB ports
Ground	Floating Neutral
Covered Outlets	Yes
Transfer Switch Ready	No
Westinghouse Portable Transfer Switch Ready (ST Switch)	No
GFCI Outlets	No
LED Data Center	Yes
RV Ready Outlet	No
Overload Protection (circuit breaker)	Yes
Handle Style	Single, molded in case
Wheel Kit	No
Emissions	EPA
Canada CSA Compliant	No
Muffler	Pulse-Flo™
Spark Arrestor	Yes
Residential Warranty	3 Years or 1000 hrs.
Commercial Warranty	6 Months or 1000 hrs.
Assembled Length in. (mm)	19.8 in. (249 mm)
Assembled Width in. (mm)	11.4 in. (290 mm)
Assembled Height in. (mm)	17.9 in. (455 mm)
Carton Length in. (mm)	19.7 in. (500 mm)
Carton Width in. (mm)	11.2 in. (285 mm)
Carton Height in. (mm)	17.9 in. (455 mm)
Dry Unit Weight lb. (kg)	48.4 lb. (22 kg)
Shipping Weight lb. (kg)	56.2 lb. (25.5 kg)
UPC	855464003896
GTIN	00855464003896

09212017KD_NCARB
 ©2017 Westinghouse Portable Power
 Specifications are subject to change without notice
 Westinghouse Portable Power
 777 Manor Park Dr., Columbus, OH 43228

**Have questions? Contact our team
 at service@wpowereq.com or call
 855.944.3571**



/wpowereq



/WestinghouseProducts



WestinghousePortablePower.com

