
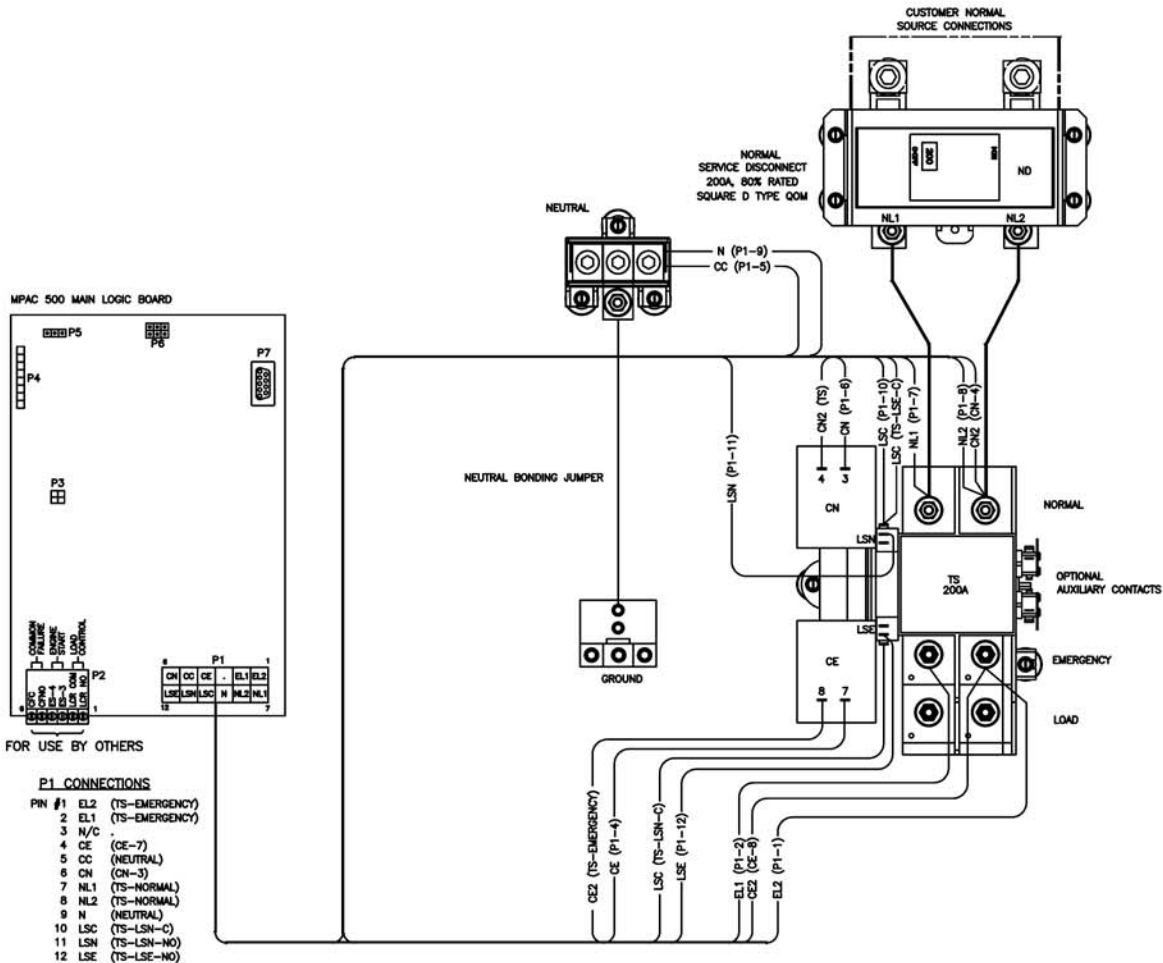


REV	DATE	REVISION	BY
-	1-11-12	NEW DRAWING (GT04844)	BTW

- LEGEND**
- CN - TRANSFER COIL NORMAL
 - CE - TRANSFER COIL EMERGENCY
 - ED - EMERGENCY SERVICE DISCONNECT
 - LSN - POSITION SENSE SWITCH NORMAL
 - LSE - POSITION SENSE SWITCH EMERGENCY
 - GND - ENCLOSURE GROUND
 - ND - NORMAL SERVICE DISCONNECT
 - P(#)- CONNECTOR
 - TS - TRANSFER SWITCH/CONTACTOR



- P1 CONNECTIONS**
- PIN #1 EL2 (TS-EMERGENCY)
 - 2 EL1 (TS-EMERGENCY)
 - 3 N/C
 - 4 CE (CE-7)
 - 5 CC (NEUTRAL)
 - 6 CN (CN-3)
 - 7 NL1 (TS-NORMAL)
 - 8 NL2 (TS-NORMAL)
 - 9 N (NEUTRAL)
 - 10 LSC (TS-LSN-C)
 - 11 LSN (TS-LSN-NO)
 - 12 LSE (TS-LSE-NO)

SWITCH RATING (AMPS)	SCREW TYPE TERMINALS FOR EXTERNAL POWER CONNECTION				
	RANGE OF AL-CU WIRE SIZES				
	CUSTOMER LOAD	CUSTOMER NORMAL	CUSTOMER EMERGENCY	NEUTRAL	GROUND
200	TWO #6-250 MCM	TWO #4-300 MCM	TWO #4-300 MCM	THREE #4-250 MCM	THREE 1/0-14 AWG

MODEL R
SERVICE ENTRANCE
200A
FOR SCHEMATIC SEE GM49861

<small>POWER SYSTEMS, KOHLER, IN 200A U.S.A. NEW PATENTED IN OTHER AREAS. KOHLER CO. PROPERTY AND NOT BE USED IN ANY MANNER IN CONNECTION WITH OTHER CO. WIRE. FOR LIST OF TERMS OR CONDITIONS SEE SPECIFICATIONS.</small>	
KOHLER CO.	
DIAGRAM, WIRING	
APPROVALS BTW 1-11-12 PCH 1-11-12 PCH 1-11-12	DATE 1-11-12 1-11-12 1-11-12
SHEET 1-2 GMB4857 D	

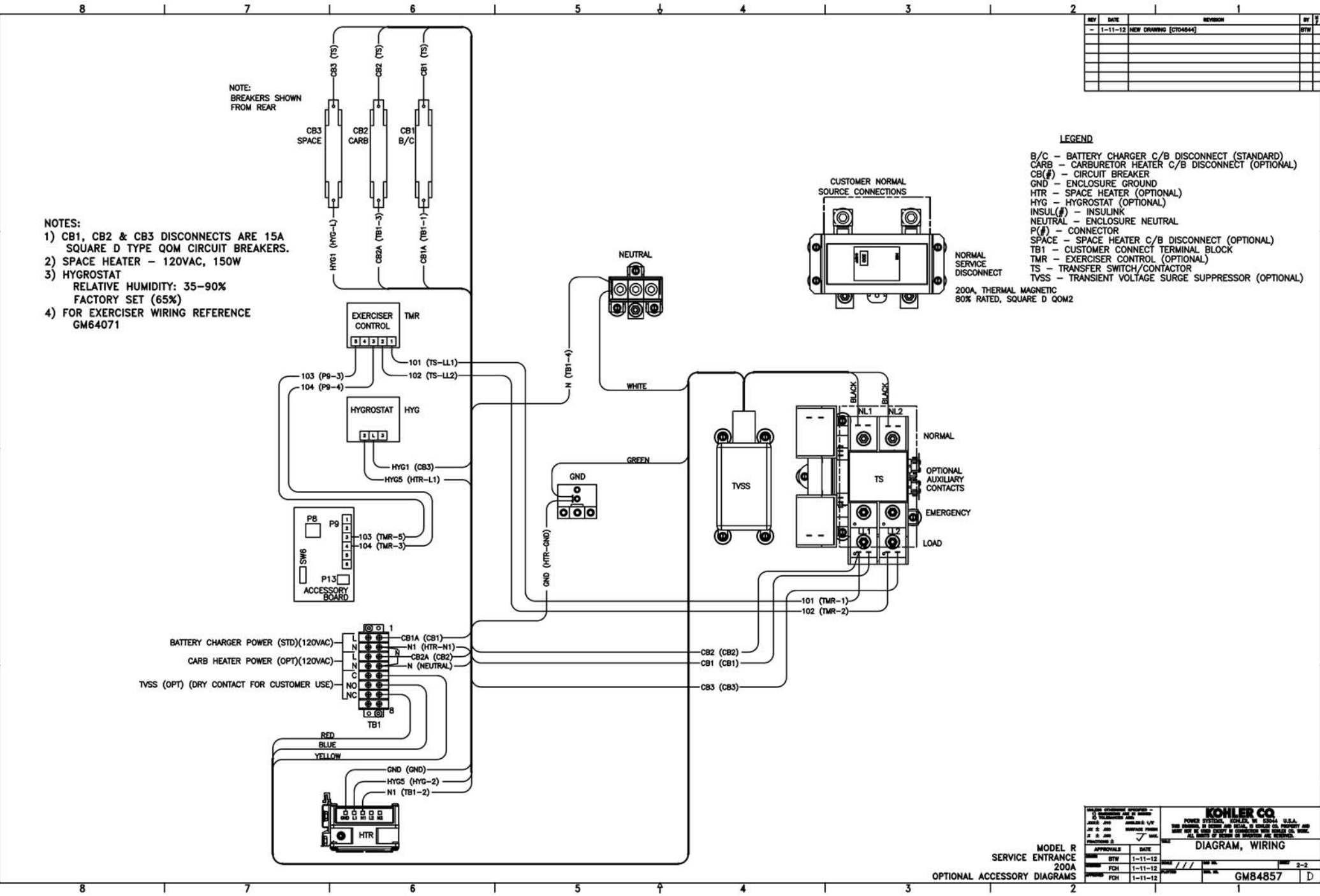
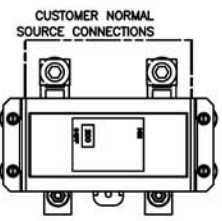
REV	DATE	REVISION	BY
-	1-11-12	NEW DRAWING (C704844)	BTW

NOTE:
BREAKERS SHOWN
FROM REAR

- NOTES:
- 1) CB1, CB2 & CB3 DISCONNECTS ARE 15A SQUARE D TYPE QOM CIRCUIT BREAKERS.
 - 2) SPACE HEATER - 120VAC, 150W
 - 3) HYGROSTAT
RELATIVE HUMIDITY: 35-90%
FACTORY SET (65%)
 - 4) FOR EXERCISER WIRING REFERENCE
GM64071

LEGEND

- B/C - BATTERY CHARGER C/B DISCONNECT (STANDARD)
 - CARB - CARBURETOR HEATER C/B DISCONNECT (OPTIONAL)
 - CB(#)- CIRCUIT BREAKER
 - GND - ENCLOSURE GROUND
 - HTR - SPACE HEATER (OPTIONAL)
 - HYG - HYGROSTAT (OPTIONAL)
 - INSUL(#)- INSULINK
 - NEUTRAL - ENCLOSURE NEUTRAL
 - P(#)- CONNECTOR
 - SPACE - SPACE HEATER C/B DISCONNECT (OPTIONAL)
 - TB1 - CUSTOMER CONNECT TERMINAL BLOCK
 - TMR - EXERCISER CONTROL (OPTIONAL)
 - TS - TRANSFER SWITCH/CONTACTOR
 - TVSS - TRANSIENT VOLTAGE SURGE SUPPRESSOR (OPTIONAL)
- NORMAL SERVICE DISCONNECT
200A, THERMAL MAGNETIC
80% RATED, SQUARE D QOM2



APPROVALS	DATE	BY
BTW	1-11-12	BTW
FCH	1-11-12	FCH
FCH	1-11-12	FCH

MODEL R
SERVICE ENTRANCE
200A
OPTIONAL ACCESSORY DIAGRAMS

DIAGRAM, WIRING

POWER SYSTEMS, KOHLER, INC. 2004A U.S.A.
NEW DRAWING. ALL DIMENSIONS ARE IN INCHES UNLESS OTHERWISE SPECIFIED.
SEE DRAWING FOR DIMENSIONS AND SPECIFICATIONS. SEE DRAWING FOR DIMENSIONS AND SPECIFICATIONS. SEE DRAWING FOR DIMENSIONS AND SPECIFICATIONS.

GM84857 D