









# Charging Status Indicator

LED Indicator	Description	Definition
	Not illuminated	Power off
	Green steady	Ready
	Green flashing	Flashing green (Fast): Authorized, waiting for EV to initiate charge event. Flashing green (Slow): Suspend (occupying)
	Blue flashing	Flashing blue (Slow): Charging
	Red steady	Unrecoverable fault
	Red flashing	Recoverable fault
	Yellow steady	Out of service
	Yellow flashing	Booting / Firmware upgrade in process

Note: In the instance the “Red Steady” or “Red Flashing” Fault light remains, it is recommended that you:

- Unplug the charging Connector from your EV
- Turn off the power to the Charging Station by switching the upstream circuit breaker to the “OFF” position
- With the circuit breaker in the “OFF” position, wait 1-2 minutes and then switch the upstream circuit breaker back to the “ON” position
- Confirm the Fault light is no longer present. If the Fault light remains, please contact EVOCHARGE.