



**QUICK START GUIDE**

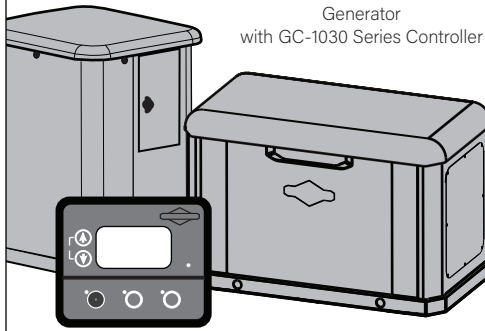
12-26kW Generators (GC-1030 Series Controller) and Standard Transfer Switch (Rev 01), without/ with Symphony Choice Upgrade Kit

Last Updated: 2023-08

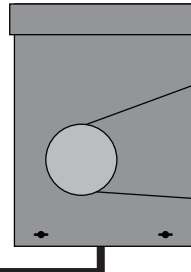
**IMPORTANT:**

NOT ALL WIRING SHOWN. CONSULT "POWER WIRING INTERCONNECTIONS" AND "TYPICAL INSTALL" DIAGRAMS IN THE INSTALLATION AND OPERATOR'S MANUALS FOR FULL GUIDANCE.

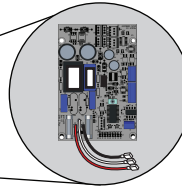
**COMPONENTS**



Standard ATS  
(#####-01, Rev 01)

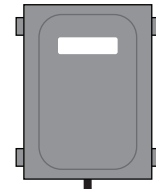


18-4,  
Two Twisted Pair Bulk Wire

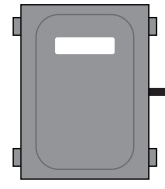


Symphony Choice Upgrade Kit (6907)

Management Modules

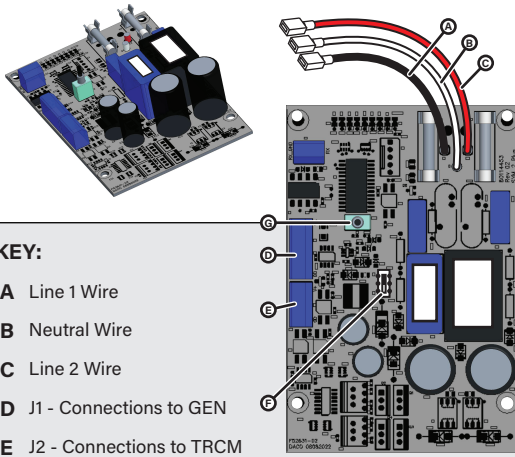


Line Voltage Module for Symphony® (071051)



Low Voltage Module (or Dual) for Symphony® (071052 & 071053)

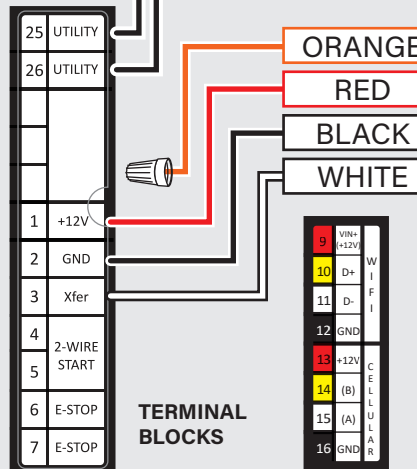
**SYMPHONY CHOICE CONTROL BOARD**



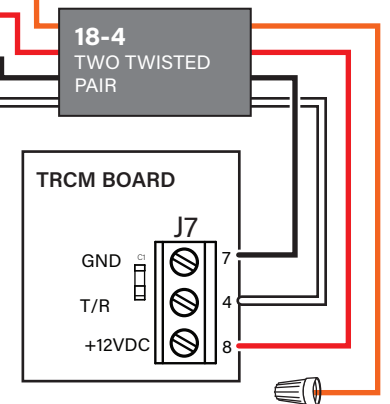
**KEY:**

- A Line 1 Wire
- B Neutral Wire
- C Line 2 Wire
- D J1 - Connections to GEN
- E J2 - Connections to TRCM
- F Switch (A = ACCM, or B = Choice)
- G Test Button

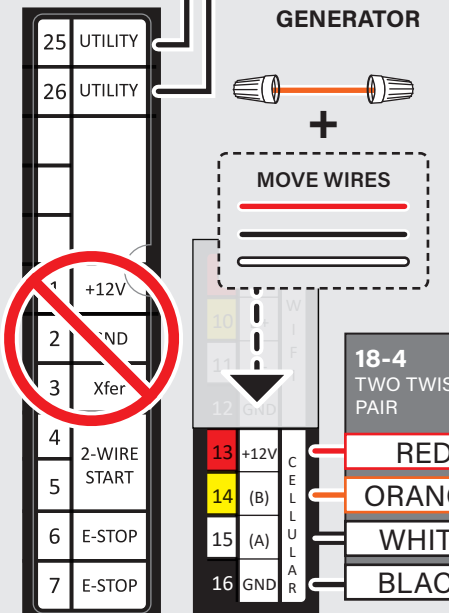
**WIRING: GENERATOR**



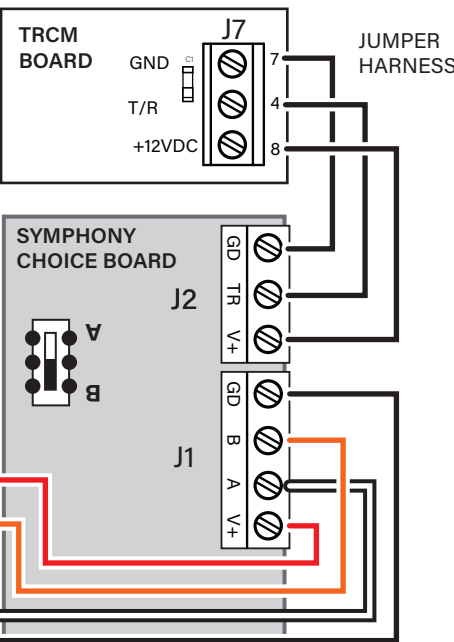
**WIRING: STANDARD ATS (REV 01) WITHOUT SYMPHONY CHOICE**



**WIRING: GENERATOR**



TERMINAL BLOCKS



**WIRING: STANDARD ATS (REV 01) WITH SYMPHONY CHOICE**

